



County Business Patterns Data User Guide

This guide provides steps to access County Business Patterns (CBP) data in hypertext tables or the American FactFinder.

Please note that the CBP website is being revised and the screen shots shown in these instructions may not exactly match the current pages. An updated version of this user guide will be provided when the revisions are complete.

You may also contact the US Census Bureau's CBP staff at 301-763-2580 or epcd.county.business.patterns@census.gov for assistance.

County Business Patterns



Locating and Using the County Business Patterns in Hypertext Tables from the CBP Website

1. Go to www.census.gov

2. Click "Subjects A to Z"

The screenshot shows the U.S. Census Bureau website. At the top, the navigation bar includes "FAQs", "Subjects A to Z" (highlighted with a red arrow), and "Help". A search bar is also present. The main content area features a large banner for the "2010 RESIDENT POPULATION" with the number "308,745,538" and a map of the United States. Below the banner is a section titled "Learn more about your state" with links for "Data Map", "Animation", "Video", "News", "Director's Blog", and "Census Blog". The left sidebar contains a menu with items like "New on the Site", "Data Tools", "American FactFinder", "Jobs@Census", "Catalog", "Publications", "Are You in a Survey?", "About the Bureau", "Regional Offices", "Doing Business with Us", and "Related Sites". The right sidebar includes "Read our Census Blogs", "Data Finders" with "Population Clocks" showing "U.S. 311,514,177" and "World 6,923,593,843", "Population Finder*", and "Find An Area Profile with QuickFacts". The footer contains links for "Accessibility", "Information Quality", "FOIA", "Data Protection & Privacy Policy", and "U.S. Dept of Commerce".

U.S. Census Bureau

FAQs | **Subjects A to Z** | Help

SEARCH: **GO**

ONLINE NEWS CONFERENCE
Survey of Business Owners:
Company Summary
Tuesday, June 7, 2011 @ 2 p.m. (EDT)

New on the Site

Data Tools

American FactFinder

Jobs@Census

Catalog

Publications

Are You in a Survey?

About the Bureau

Regional Offices

Doing Business with Us

Related Sites

View us on **You Tube**

2010 RESIDENT POPULATION

308,745,538

Learn more about your state

- ▶ Data Map
- ▶ Animation
- ▶ Video
- ▶ News
- ▶ Director's Blog
- ▶ Census Blog

People & Households [American Community Survey](#) · [Estimates](#) · [Projections](#) · [Housing](#) · [Income](#) | [State Median Income](#) · [Poverty](#) · [Health Insurance](#) · [International](#) · [Genealogy](#) · [Census 2000](#) · [More](#)

Business & Industry [Economic Census](#) · [Get Help with Your Form](#) · [Economic Indicators](#) · [NAICS](#) · [Survey of Business Owners](#) · [Government](#) · [E-Stats](#) · [Foreign Trade](#) | [Export Codes](#) · [Local Employment Dynamics](#) · [More](#)

Geography [Maps](#) · [TIGER](#) · [Gazetteer](#) · [More](#)

Newsroom [Releases](#) · [Facts for Features](#) · [Product Schedule](#) · [Multimedia Gallery](#) · [Embargoed Releases](#) · [More](#)

Special Topics [Fraudulent Activity & Scams](#) · [Census Bureau Data and Emergency Preparedness](#) · [Events Calendar](#) · [Training](#) · [Statistical Abstract](#) · [FedStats](#) · [USA.gov](#) · [Recovery Act at the Census Bureau](#)

Read our **Census Blogs**

Data Finders

Population Clocks

U.S. 311,514,177
World **6,923,593,843**
19:21 UTC (EST+5) Jun 08, 2011

Population Finder*
* Does not currently contain 2010 data
city/ town, county, or zip

or state
Select a state **GO**

Find An Area Profile with QuickFacts
Select a state to begin
Select a state **GO**

Latest Economic Indicators

- [Quarterly Services Survey](#)
- [Manufacturers' Shipments, Inventories, and Orders](#)

Economic Indicators
Select an indicator
Select an indicator **GO**

Accessibility | Information Quality | FOIA | Data Protection & Privacy Policy | U.S. Dept of Commerce

U.S. Census Bureau :: Subjects A to Z - Microsoft Internet Explorer

File Edit View Favorites Tools Help

Address <http://www.census.gov/main/www/a2z/C>

ALL A B C D E F G H I J K L M N O P Q R S T U V W X Y Z

- College / School Enrollment
- Commodity Flow Survey (CFS)
- Commuting / Journey To Work and Place Of Work
- Company - see Economic Data & Information
- Computer Use and Ownership
- Concentration Ratios (Economic Census)
- Confidentiality of Census Data - Title 13

Congressional

- 110th Congressional District Data (Jan 2007 - Jan 2009)**
 - Geographic Products
 - Summary Files
- Apportionment
- Congressional Affairs Office Contact Information
- Congressional Hearing Statements
- Facts for Congress

Redistricting

- 2000 Census
- 2010 Census

Consolidated Federal Funds Report (CFFR)

Construction

Contacts

Continuous Measurement / American Community Survey (ACS)

Contracts / Acquisition Management

County


- County and City Data Book
- County Business Patterns
- USA Counties

Current Industrial Reports (CIRs)

Current Population Survey (CPS) & Reports (CPR) (Bureau of Labor Statistics)

Customer Information & Assistance

- Customer Information
- Customer Liaison Office / Help Getting Census Bureau Information

[PDF] or  denotes a file in Adobe's [Portable Document Format](#). To view the file, you will need the [Adobe® Acrobat® Reader](#) available free from Adobe.

Source: U.S. Census Bureau, Systems Support Division (SSD)
Listings Last Updated / Revised: July 27 2009

USCENSUSBUREAU
Helping You Make Informed Decisions

Privacy Policy | 2010 Census | Data Tools | Information Quality | Product Catalog | Contact Us | Home

<http://www.census.gov/econ/cbp/index.html>

Trusted sites

3. Click the letter "C"

4. Choose "County Business Patterns"

County Business Patterns - Microsoft Internet Explorer

File Edit View Favorites Tools Help

Back Forward Stop Refresh Home Search Favorites Mail Print

Address http://www.census.gov/econ/cbp/index.html Go Links

U.S. Census Bureau

People Business Geography Newsroom Subjects A to Z Search@Census

County Business Patterns

You are here: [Census.gov](#) > [Business & Industry](#) > [Economy-Wide](#) > County Business Patterns

Main About the Data Historical Data How the Data are Collected Definitions FAQs

County Business Patterns (CBP) Metro Business Patterns (MBP) ZIP Code Business Patterns (ZBP)

These three programs cover most of the country's economic activity, as described in an [introduction](#), private households, railroad employees, agricultural production employees, and most government employees. For more information, see [Nonemployer Statistics](#).

These data include counts of establishments by the employment size of the establishment. Statistics are available by county, metropolitan area, and ZIP code. For more information, see [Statistics of U.S. Businesses](#).

Data for 2007 were released in July 2009. The [press release](#) highlights key findings.

View data in tables

U.S., States, and Counties in the U.S. ¹ (1998-2007)

Puerto Rico and its Municipios (2003 to 2007)

Zip Codes ² (1998 to 2007) (Enter 5-digit ZIP Code)

Metropolitan and Micropolitan Statistical Areas ³ (1998-2007)

Data in other formats for manipulation and analysis

- Extract and manipulate the data in [American FactFinder](#) (2004 to 2007 only)
- Download the data in [comma-delimited format](#) (1986 to 2007)
- See the discussion of [Historical CBP Data](#) for earlier years, including data for selected years on CD-ROM.

Related Sites

- [American FactFinder](#)
- [Business and Industry](#)
- [Economic Census](#)
- [Economic Indicators](#)
- [Nonemployer Statistics](#)
- [North American Industry Classification System](#)
- [Statistics of U.S. Businesses \(firms by size\)](#)
- [Are you in a survey?](#)

Release Schedule

2007 ZBP data will appear in AFF in September 2009

Contact Us

Contact the CBP staff:

[Email us!](#)

Call us: (301)763-2580

5. Click 1st drop down box to select data for U.S., states, or counties.

Trusted sites

You are here: [Census.gov](#) > [Business & Industry](#) > [Economy-Wide](#) > County Business Patterns

Main About the Data Historical Data How the Data are Collected Definitions FAQs

- Related Sites**
- [American FactFinder](#)
 - [Business and Industry](#)
 - [Economic Census](#)
 - [Economic Indicators](#)
 - [Nonemployer Statistics](#)
 - [North American Industry Classification System](#)
 - [Statistics of U.S. Businesses \(firms by size\)](#)
 - [Are you in a survey?](#)

Release Schedule
2007 ZBP data will appear in AFF in September 2009

Contact Us
Contact the CBP staff:
[Email us!](#)
Call us: (301)763-2580

County Business Patterns (CBP) Metro Business Patterns (MBP) ZIP Code Business Patterns (ZBP)

These three programs cover most of the country's economic activity, as described in an [introduction](#). The series excludes data on self-employed individuals, employees of private households, railroad employees, agricultural production employees, and most government employees. For information on businesses with no paid employees, see [Nonemployer Statistics](#).

These data include counts of establishments by the employment size of the establishment. Statistics on businesses by employment size of the firm are published in [Statistics of U.S. Businesses](#).

Data for 2007 were released in July 2009. The [press release](#) highlights key findings.

View data in tables

U.S., States, and Counties in the U.S. ¹ (1998-2007)

Puerto Rico and its Municipios (2003 to 2007)

Zip Codes ² (1998 to 2007) (Enter 5-digit ZIP Code)

Metropolitan and Micropolitan Statistical Areas ³ (1998-2007)

Starting point to display U.S., state, or county data

- Data in other formats for manipulation and analysis**
- Extract and manipulate the data in [American FactFinder](#) (2004 to 2007 only)
 - Download the data in [comma-delimited format](#) (1986 to 2007)
 - See the discussion of [Historical CBP Data](#) for earlier years, including data for selected years on CD-ROM.

County Business Patterns (NAICS)



Selected county

Noise Infusion – A method for maintaining data confidentiality

Click here to select greater industry detail

Year selector – the most recent data is the default

Without noise flag With noise flag

State: Connecticut | Areaname: Fairfield, CT | Year: 2009 | Go!

- State total
- Fairfield, CT
- Hartford, CT
- Litchfield, CT
- Middlesex, CT
- New Haven, CT
- New London, CT
- Tolland, CT
- Windham, CT
- Statewide, CT

Select a state or click the pull down tab to choose a county

	Industry code	Industry code description	Pe...	ay	F
Compare	-----	Total for all sectors	(n	ch 12	p
Detail	11----	Forestry, fishing, hunting, and Agriculture Support		124	
Detail	21----	Mining, quarrying, and oil and gas extraction			14
Detail	33			2,278	52,276

County Business Patterns (NAICS)

Montgomery, MD
Construction

[CenStats](#)



Click here to compare data across same the same geographic level

Without noise flag With noise flag
 To see a different year, select one

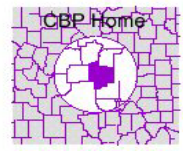
	Industry code	Industry code description	Paid employees for pay period including March 12 (number)	First-quarter payroll (\$1,000)	Annual payroll (\$1,000)	Total establishments
Compare	23----	Construction	32,958	411,377	1,743,073	2,551
Compare	236	Construction of Buildings	10,413	163,844	687,298	947
Compare	2361	Residential Building Construction			269,016	778
Compare	23611	Residential Building Construction			269,016	778
Compare	236115	New Single-Family Housing Construction (except Operative Builders)	377	5,135	22,466	75
Compare	236116	New Multifamily Housing Construction (except Operative Builders)	66	793	3,485	12
Compare	236117	New Housing Operative Builders	1,135	21,820	99,626	79
Compare	236118	Residential Remodelers	2,973	33,109	143,439	612
Compare	2362	Nonresidential Building Construction	5,862	102,987	418,282	169

6-Digit NAICS is the most detailed industry data available from CBP

County Business Patterns (NAICS)

Industry Code Comparison
 238350
 Finish Carpentry Contractors

[CenStats](#)



NAICS 238350 now compared across all Maryland counties

Without noise flag With noise flag
 To see a different year, select one

Cell disclosures

	FIPS Code	Area Name	Paid employees for pay period including March 12 (number)	First-quarter payroll (\$1,000)	Annual payroll (\$1,000)	Total establishments	Number of establishments by employment-size class							
							1-4	5-9	10-19	20-99	100-249	250-499	500-999	1000 or more
Detail	001	Allegany, MD	55	178	703	4	1	2	0	1	0	0	0	0
Detail	003	Anne Arundel, MD	353	3,764	13,708	76	49	19	6	2	0	0	0	0
Detail	005	Baltimore, MD	474	4,436	20,710	93	68	16	6	1	1	1	0	0
Detail	009	Calvert, MD	<u>B</u>	413	1,557	22	18	4	0	0	0	0	0	0
Detail	011	Caroline, MD	<u>A</u>	<u>D</u>	<u>D</u>	2	1	1	0	0	0	0	0	0
Detail	013	Carroll, MD	125	964	4,074	50	42	8	0	0	0	0	0	0
Detail	015	Cecil, MD	74	538	2,260	21	15	4	2	0	0	0	0	0
Detail	017	Charles, MD	85	667	2,842	28	23	4	1	0	0	0	0	0
Detail	019	Dorchester, MD	30	149	793	6	4	1	0	1	0	0	0	0

2009 County Business Patterns (NAICS)

Within a selected state/county, you may also compare sectors across counties



Montgomery, MD

Without noise flag With noise flag

State: Maryland | Areaname: Montgomery, MD | Year: 2009 | Go!

	Industry code	Industry code description	Paid employees for pay period including March 12 (number)	First-quarter payroll (\$1,000)	Annual payroll (\$1,000)	Total establishments
	-----	Total for all sectors	411,814	5,831,411	22,759,621	26,480
Detail	11----	Forestry, fishing, hunting, and Agriculture Support	82	651	2,638	17
Detail	21----	Mining, quarrying, and oil and gas extraction	168	1,689	9,969	4
Detail	22----	Utilities	e	D	D	10
Detail	23----	Construction	26,947	365,265	1,454,698	2,306
Detail	31----	Manufacturing	9,262	163,511	649,066	405
Detail	42----	Wholesale trade	11,959	247,088	945,113	848

Censtats Database - Microsoft Internet Explorer

File Edit View Favorites Tools Help

Address <http://censtats.census.gov/cgi-bin/cbpnaic/cbpcmp.pl>

Detail	027	Howard, MD	374	4,566	22,882	36	24	3	4	2	2	1	0	0	0
Detail	029	Kent, MD	B	D	D	3	1	0	1	1	0	0	0	0	0
Detail	031	Montgomery, MD	409	3,873	17,860	109	86	12	8	3	0	0	0	0	
Detail	033	Prince Georges, MD	772	6,420	32,243	66	41	6	13	2	2	2	0	0	
Detail	035	Queen Annes, MD	52	520	1,879	14	11	1	2	0	0	0	0	0	
Detail	037	St. Marys, MD	34	308	1,229	11	7	4	0	0	0	0	0	0	
Detail	039	Somerset, MD	A	S	26	3	3	0	0	0	0	0	0	0	
Detail	041	Talbot, MD	41	319	1,363	8	4	3	1	0	0	0	0	0	
Detail	043	Washington, MD	129	865	4,128	23	17	4	1	0	1	0	0	0	
Detail	045	Wicomico, MD	23	108	692	7	6	0	1	0	0	0	0	0	
Detail	047	Worcester, MD	57	283	1,699	15	10	3	2	0	0	0	0	0	
Detail	510	Baltimore city, MD	261	2,392	10,657	28	17	5	2	3	1	0	0	0	

Export buttons to save data in .txt or csv formats

Save as text file.

Save as csv file.

Click here to choose a New geographic area

Change Geographic Area

For information on businesses with no paid employees, see [Nonemployer Statistics](#).

Census Bureau Links: [Home](#) • [Search](#) • [Subjects A-Z](#) • [FAQs](#) • [Data Tools](#) • [Catalog](#) • [Census 2010](#) • [Quality](#) • [Privacy Policy](#) • [Contact Us](#)

USCENSUSBUREAU
 Helping You Make Informed Decisions

Page Last Modified:

Done Trusted sites

County Business Patterns (NAICS)



Without noise flag With noise flag
 To see a different year, select one: 2007 Go!

Noise Flag Definitions

G - Low Noise Infusion

H - Medium Noise Infusion

D - Withheld to avoid disclosing data for individual companies;
 data are included in higher level totals

S - Withheld because estimate did not meet publication standard

Note: Flags are links to popup box definitions

	Industry code	Industry code description	Paid employees for paid period including March 12 (number)	Noise range for paid employees for pay period including March 12 (number)	First-quarter payroll (\$1,000)	Noise range for first-quarter payroll (\$1,000)	Annual payroll (\$1,000)	Noise range for annual payroll (\$1,000)	Total establishments
Compare	-----	Total	25,091	G	165,695	G	709,477	G	1,761
Detail Compare	11----	Forestry, Fishing, Hunting, and Agriculture Support	7	G	24	G	116	H	6
Detail Compare	21----	Mining	C	D	D	D	D	D	10
Detail Compare	22----	Utilities	88	G	1,834	H	5,977	H	7
Detail Compare	23----	Construction	1,287	H	10,394	G	52,650	G	141
Detail Compare	31----	Manufacturing	2,785	H	25,409	H	102,261	H	59
Detail Compare	42----	Wholesale Trade	639	G	5,704	H	24,739	H	53
Detail Compare	44----	Retail Trade	4,181	G	18,417	G	77,226	G	302
Detail Compare	..	Transportation and	---	-	---	-	---	-	---

County Business Patterns

You are here: [Census.gov](#) > [Business & Industry](#) > [Economy-Wide](#) > County Business Patterns

- Main
- About the Data
- Historical Data
- How the Data are Collected
- Definitions
- FAQs

- ### Related Sites
- [American FactFinder](#)
 - [Business and Industry](#)
 - [Economic Census](#)
 - [Economic Indicators](#)
 - [Nonemployer Statistics](#)
 - [North American Industry Classification System](#)
 - [Statistics of U.S. Businesses \(firms by size\)](#)
 - [Are you in a survey?](#)

Release Schedule

2007 ZBP data will appear in AFF in September 2009

Contact Us

Contact the CBP staff:

- [Email us!](#)
- Call us: (301)763-2580

County Business Patterns (CBP) Metro Business Patterns (MBP) ZIP Code Business Patterns (ZBP)

These three programs cover most of the country's economic activity, as described in [private households, railroad employees, agricultural production employees, and most government employees](#). See [Nonemployer Statistics](#).

These data include counts of establishments by the employment size of the establishment. See [Statistics of U.S. Businesses](#).

Data for 2007 were released in July 2009. The [press release](#) highlights key findings.

Puerto Rico and Island Areas & Metro Business Patterns data display the same as County Business Patterns

View data in tables

U.S., States, and Counties in the U.S. ¹ (1998-2007)

Puerto Rico and its Municipios (2003 to 2007)

Zip Codes ² (1998 to 2007) (Enter 5-digit ZIP Code)

Metropolitan and Micropolitan Statistical Areas ³ (1998-2007)

- ### Data in other formats for manipulation and analysis
- Extract and manipulate the data in [American FactFinder](#) (2004 to 2007 only)
 - Download the data in [comma-delimited format](#) (1986 to 2007)
 - See the discussion of [Historical CBP Data](#) for earlier years, including data for selected years on CD-ROM.

You are here: [Census.gov](#) > [Business & Industry](#) > [Economy-Wide](#) > County Business Patterns

Main About the Data Historical Data How the Data are Collected Definitions FAQs

- Related Sites**
- [American FactFinder](#)
 - [Business and Industry](#)
 - [Economic Census](#)
 - [Economic Indicators](#)
 - [Nonemployer Statistics](#)
 - [North American Industry Classification System](#)
 - [Statistics of U.S. Businesses \(firms by size\)](#)
 - [Are you in a survey?](#)

Release Schedule
2007 ZBP data will appear in AFF in September 2009

Contact Us
Contact the CBP staff:
[Email us!](#)
Call us: (301)763-2580

County Business Patterns (CBP) Metro Business Patterns (MBP) ZIP Code Business Patterns (ZBP)

These three programs cover most of the country's economic activity, as described in an [introduction](#). The series excludes data on self-employed individuals, employees of private households, railroad employees, agricultural production employees, and most government employees. For information on businesses with no paid employees, see [Nonemployer Statistics](#).

These data include counts of establishments by the employment size of the establishment. Statistics on businesses by employment size of the firm are published in [Statistics of U.S. Businesses](#).

Data for 2007 were released in July 2009. The [press release](#) highlights key findings.

View data in tables

U.S., States, and Counties in the U.S. ¹ (1998-2007)

Puerto Rico and its Municipios (2003 to 2007)

Zip Codes ² (1998 to 2007) (Enter 5-digit ZIP Code)

Metropolitan and Micropolitan Statistical Areas ³ (1998-2007)

Enter individual Zip Code to view data

Data in other formats for manipulation and analysis

- Extract and manipulate the data in [American FactFinder](#) (2004 to 2007 only)
- Download the data in [comma-delimited format](#) (1986 to 2007)
- See the discussion of [Historical CBP Data](#) for earlier years, including data for selected years on CD-ROM.

County Business Patterns

You are here: [Census.gov](#) > [Business & Industry](#) > [Economy-Wide](#) > County Business Patterns

[Main](#) | [About the Data](#) | [Historical Data](#) | [How the Data are Collected](#) | [Definitions](#) | [FAQs](#)

Related Sites

- [American FactFinder](#)
- [Business and Industry](#)
- [Economic Census](#)
- [Economic Indicators](#)
- [Nonemployer Statistics](#)
- [North American Industry Classification System](#)
- [Statistics of U.S. Businesses \(firms by size\)](#)
- [Are you in a survey?](#)

Release Schedule

2007 ZBP data will appear in AFF in September 2009

Contact Us

Contact the CBP staff:

- [Email us!](#)
- Call us: (301)763-2580

County Business Patterns (CBP) Metro Business Patterns (MBP) ZIP Code Business Patterns (ZBP)

These three programs cover most of the country's economic activity, as described in an [introduction](#). The series excludes data on self-employed individuals, employees of private households, railroad employees, agricultural production employees, and most government employees. For information on businesses with no paid employees, see [Nonemployer Statistics](#).

These data include counts of establishments by the employment size of the establishment. Statistics on businesses by employment size of the firm are published in [Statistics of U.S. Businesses](#).

Data for 2007 were released in July 2009. The [press release](#) highlights key findings.

View data in tables

[U.S., States, and Counties in the U.S.](#) ¹ (1998-2007)

[Puerto Rico and its Municipios](#) (2003 to 2007)

[Zip Codes](#) ² (1998 to 2007) (Enter 5-digit ZIP Code)

[Metropolitan and Micropolitan Statistical Areas](#) ³ (1998-2007)

Click here to download complete data sets

Data in other formats for manipulation and analysis

- Extract and manipulate the data in [American FactFinder](#) (2004 to 2007 only)
- Download the data in [comma-delimited format](#) (1986 to 2007)
- See the discussion of [Historical CBP Data](#) for earlier years, including data for selected years on CD-ROM.

- Select a year
- [2007 Data](#)
 - [2006 Data](#)
 - [2005 Data](#)
 - [2004 Data](#)
 - [2003 Data](#)
 - [2002 Data](#)
 - [2001 Data](#)
 - [2000 Data](#)
 - [1999 Data](#)
 - [1998 Data /1](#)
 - [1997 Data](#)
 - [1996 Data](#)
 - [1995 Data](#)
 - [1994 Data /2](#)
 - [1993 Data /3](#)
 - [1992 Data](#)
 - [1991 Data](#)
 - [1990 Data](#)
 - [1989 Data](#)
 - [1988 Data](#)
 - [1987 Data](#)
 - [1986 Data](#)

/1 Puerto Rico data start with 1998.
/2 ZIP Code data start with 1994.
/3 Metro area data start with 1993.

Download Comma-Separated Value (csv) Files

County Business Patterns:

Files Available for Download:

- [Complete County File](#) [16mb zip]
- [Complete State File](#) [3.3mb zip]
- [Complete U.S. File](#) [.7mb]
- [Complete Metropolitan Area File](#) [8mb zip]
- [Complete Commonwealth of Puerto Rico File](#) [.5mb] or [Complete Municipios for Puerto Rico File](#) [.2mb zip]

Separate data files for each geography

Record Layouts:

- [County Record Layout](#)
- [State Record Layout](#)
- [U.S. Record Layout](#)
- [Metro Area Record Layout](#)

Record layouts and reference links for industry and geography

References for Industry and Geography:

- [North American Industry Classification System \(NAICS\) Descriptions](#)
- [State and County Geography Reference](#)
- [Metro Area Geography Reference](#)
- [Puerto Rico Geography Reference](#)

NAICS	DESCRIPTION
-----	Total
11----	Forestry, Fishing, Hunting, and Agriculture Support
113///	Forestry and Logging
1131//	Timber Tract Operations
11311/	Timber Tract Operations
113110	Timber Tract Operations
1132//	Forest Nurseries and Gathering of Forest Products
11321/	Forest Nurseries and Gathering of Forest Products
113210	Forest Nurseries and Gathering of Forest Products
1133//	Logging
11331/	Logging
113310	Logging
114///	Fishing, Hunting and Trapping
1141//	Fishing
11411/	Fishing
114111	Finfish Fishing
114112	Shellfish Fishing
114119	Other Marine Fishing
1142//	Hunting and Trapping
11421/	Hunting and Trapping
114210	Hunting and Trapping
115///	Support Activities for Agriculture and Forestry
1151//	Support Activities for Crop Production
11511/	Support Activities for Crop Production
115111	Cotton Ginning
115112	Soil Preparation, Planting, and Cultivating
115113	Crop Harvesting, Primarily by Machine
115114	Postharvest Crop Activities (except Cotton Ginning)
115115	Farm Labor Contractors and Crew Leaders
115116	Farm Management Services
1152//	Support Activities for Animal Production
11521/	Support Activities for Animal Production
115210	Support Activities for Animal Production
1153//	Support Activities for Forestry
11531/	Support Activities for Forestry
115310	Support Activities for Forestry
21----	Mining
211///	Oil and Gas Extraction
2111//	Oil and Gas Extraction
21111/	Oil and Gas Extraction
211111	Crude Petroleum and Natural Gas Extraction
211112	Natural Gas Liquid Extraction
212///	Mining (except Oil and Gas)
2121//	Coal Mining
21211/	Coal Mining
212111	Bituminous Coal and Lignite Surface Mining
212112	Bituminous Coal Underground Mining
212113	Anthracite Mining
2122//	Metal Ore Mining
21221/	Iron Ore Mining
212210	Iron Ore Mining
21222/	Gold Ore and Silver Ore Mining

North American Industry Classification System (NAICS) reference

http://www.census.gov/epcd/cbp/download/georef02.txt - Microsoft Internet Explorer

File Edit View Favorites Tools Help

Back Forward Stop Refresh Home Search Favorites

Address http://www.census.gov/epcd/cbp/download/georef02.txt Go Links

```
"fipstate","fipstcty","ctyname"
"01","001","Autauga, AL"
"01","003","Baldwin, AL"
"01","005","Barbour, AL"
"01","007","Bibb, AL"
"01","009","Blount, AL"
"01","011","Bullock, AL"
"01","013","Butler, AL"
"01","015","Calhoun, AL"
"01","017","Chambers, AL"
"01","019","Cherokee, AL"
"01","021","Chilton, AL"
"01","023","Choctaw, AL"
"01","025","Clarke, AL"
"01","027","Clay, AL"
"01","029","Cleburne, AL"
"01","031","Coffee, AL"
"01","033","Colbert, AL"
"01","035","Conecuh, AL"
"01","037","Coosa, AL"
"01","039","Covington, AL"
"01","041","Crenshaw, AL"
"01","043","Cullman, AL"
"01","045","Dale, AL"
"01","047","Dallas, AL"
"01","049","De Kalb, AL"
"01","051","Elmore, AL"
"01","053","Escambia, AL"
"01","055","Etowah, AL"
"01","057","Fayette, AL"
"01","059","Franklin, AL"
"01","061","Geneva, AL"
"01","063","Greene, AL"
"01","065","Hale, AL"
"01","067","Henry, AL"
"01","069","Houston, AL"
"01","071","Jackson, AL"
"01","073","Jefferson, AL"
"01","075","Lamar, AL"
"01","077","Lauderdale, AL"
"01","079","Lawrence, AL"
"01","081","Lee, AL"
"01","083","Limestone, AL"
"01","085","Lowndes, AL"
"01","087","Macon, AL"
"01","089","Madison, AL"
"01","091","Marengo, AL"
"01","093","Marion, AL"
"01","095","Marshall, AL"
"01","097","Mobile, AL"
"01","099","Monroe, AL"
"01","101","Montgomery, AL"
"01","103","Morgan, AL"
```

State/County reference

Done Trusted sites

http://www.census.gov/econ/cbp/download/noise_layout/US_Layout.txt - Microsoft Internet Explorer

File Edit View Favorites Tools Help

Back Forward Stop Refresh Home Search Favorites Mail Print

Address http://www.census.gov/econ/cbp/download/noise_layout/US_Layout.txt Go Links

CBP [YR] US.TXT

U.S. Data Dictionary
by 3-, 4-, 5-, and 6-Digit NAICS Codes

Note: In the filename, [YR] is the 2-digit data year. Each data field is separated by comma (,) delimiters.

NOTE: The "EMPFLAG" field (Data Suppression Flag) denotes employment size class for data withheld to avoid disclosure (confidentiality) or withheld because data do not meet publication standards. Similarly, each employment size class has it's own data suppression flag (field names f1_4, f5_9, ... f1000).

Field Name	Data Type	Description
USCODE	C	U.S. Geography Indicator = "98"
NAICS	C	Industry Code - 6-digit NAICS code.
EMPFLAG	C	Data Suppression Flag

This denotes employment size class for data withheld to avoid disclosure (confidentiality) or withheld because data do not meet publication standards.

A	0-19
B	20-99
C	100-249
E	250-499
F	500-999
G	1,000-2,499
H	2,500-4,999
I	5,000-9,999
J	10,000-24,999
K	25,000-49,999
L	50,000-99,999
M	100,000 or More

EMP_NF	C	Total Mid-March Employees Noise Flag (See all Noise Flag definitions at the end of this record layout)
EMP	N	Total Mid-March Employees with Noise
QP1_NF	C	Total First Quarter Payroll Noise Flag
QP1	N	Total First Quarter Payroll (\$1,000) with Noise
AP_NF	C	Total Annual Payroll Noise Flag
AP	N	Total Annual Payroll (\$1,000) with Noise
EST	N	Total Number of Establishments
F1_4	C	Data Suppression Flag: - 1-4 Employee Size Class
E1_4NF	C	Mid-March Employees Noise Flag: - 1-4 Employee Size Class

Record Layout describes what is included in the download files

Done Trusted sites

- Select a year
- [2007 Data](#)
 - [2006 Data](#)
 - [2005 Data](#)
 - [2004 Data](#)
 - [2003 Data](#)
 - [2002 Data](#)
 - [2001 Data](#)
 - [2000 Data](#)
 - [1999 Data](#)
 - [1998 Data /1](#)
 - [1997 Data](#)
 - [1996 Data](#)
 - [1995 Data](#)
 - [1994 Data /2](#)
 - [1993 Data /3](#)
 - [1992 Data](#)
 - [1991 Data](#)
 - [1990 Data](#)
 - [1989 Data](#)
 - [1988 Data](#)
 - [1987 Data](#)
 - [1986 Data](#)
- /1 Puerto Rico data start with 1998.
/2 ZIP Code data start with 1994.
/3 Metro area data start with 1993.

Download Comma-Separated Value (csv) Files

- Files Available for Download:
- [Complete County File](#) [16mb]
 - [Complete State File](#) [3.3mb]
 - [Complete U.S. File](#) [.7mb]
 - [Complete Metropolitan Area](#)
 - [Complete Commonwealth of](#)
- Record Layouts:
- [County Record Layout](#)
 - [State Record Layout](#)
 - [U.S. Record Layout](#)
 - [Metro Area Record Layout](#)
- References for Industry and Geography:
- [North American Industry Classification System \(NAICS\) Descriptions](#)
 - [State and County Geography Reference](#)
 - [Metro Area Geography Reference](#)
 - [Puerto Rico Geography Reference](#)

File Download

Do you want to open or save this file?

Name: cbp07co.zip
Type: WinZip File, 16.0 MB
From: ftp.census.gov

Open Save Cancel

Always ask before opening this type of file

While files from the Internet can be useful, some files can potentially harm your computer. If you do not trust the source, do not open or save this file. [What's the risk?](#)

ns:

Large data files are compressed in .ZIP format

cbp07co.txt - Notepad

File Edit Format View Help

zipstate	zipcty	naics	empflag	emp_nf	emp	qpl_nf	qpl	ap_nf	ap	est	n1_4	n5_9	n10_19	n20_49	n50_99	n100_249	n250_499	n500	
01	001	11027	G	7116	G	287200	898	466	185	121	84	26	12	3	1	0	0	0	0
01	001	11	B	5	0	H	386	H	1643	10	7	1	2	0	0	0	0	0	0
01	001	113	H	37	G	244	G	1064	7	5	1	1	0	0	0	0	0	0	0
01	001	1133	H	37	G	244	G	1064	7	5	1	1	0	0	0	0	0	0	0
01	001	11331	H	37	G	244	G	1064	7	5	1	1	0	0	0	0	0	0	0
01	001	113310	H	37	G	244	G	1064	7	5	1	1	0	0	0	0	0	0	0
01	001	115	B	0	0	D	0	D	0	3	2	0	1	0	0	0	0	0	0
01	001	1151	A	0	0	D	0	D	0	1	0	0	1	0	0	0	0	0	0
01	001	11511	A	0	0	D	0	D	0	1	0	0	1	0	0	0	0	0	0
01	001	115112	A	0	0	D	0	D	0	1	0	0	1	0	0	0	0	0	0
01	001	1153	A	0	0	D	0	D	0	2	2	0	0	0	0	0	0	0	0
01	001	11531	A	0	0	D	0	D	0	2	2	0	0	0	0	0	0	0	0
01	001	115310	A	0	0	D	0	D	0	2	2	0	0	0	0	0	0	0	0
01	001	21	H	40	G	418	G	1765	4	2	0	1	1	0	0	0	0	0	0
01	001	212	H	40	G	418	G	1765	4	2	0	1	1	0	0	0	0	0	0
01	001	2123	H	40	G	418	G	1765	4	2	0	1	1	0	0	0	0	0	0
01	001	21232	H	40	G	418	G	1765	4	2	0	1	1	0	0	0	0	0	0
01	001	212321	H	40	G	418	G	1765	4	2	0	1	1	0	0	0	0	0	0
01	001	22	G	123	G	2479	G	7816	6	0	1	4	0	1	0	0	0	0	0
01	001	221	G	123	G	2479	G	7816	6	0	1	4	0	1	0	0	0	0	0
01	001	2211	C	0	0	D	0	D	0	5	0	0	4	0	1	0	0	0	0
01	001	22112	C	0	0	D	0	D	0	5	0	0	4	0	1	0	0	0	0
01	001	221122	C	0	0	D	0	D	0	5	0	0	4	0	1	0	0	0	0
01	001	2213	A	0	0	D	0	D	0	1	0	1	0	0	0	0	0	0	0
01	001	22131	A	0	0	D	0	D	0	1	0	1	0	0	0	0	0	0	0
01	001	221310	A	0	0	D	0	D	0	1	0	1	0	0	0	0	0	0	0
01	001	23	G	563	G	4158	G	17542	121	76	30	10	5	0	0	0	0	0	0
01	001	236	H	93	H	944	H	327	32	26	5	0	1	0	0	0	0	0	0
01	001	2361	H	56	G	385	G	1675	30	26	4	0	0	0	0	0	0	0	0
01	001	23611	H	56	G	385	G	1675	30	26	4	0	0	0	0	0	0	0	0
01	001	236115	H	56	G	385	G	1675	30	26	4	0	0	0	0	0	0	0	0
01	001	237	H	48	H	617	H	2905	6	2	2	1	1	0	0	0	0	0	0
01	001	23721	H	48	H	617	H	2905	6	2	2	1	1	0	0	0	0	0	0
01	001	237210	H	48	H	617	H	2905	6	2	2	1	1	0	0	0	0	0	0
01	001	2373	G	42	H	305	G	1126	5	3	0	1	1	0	0	0	0	0	0
01	001	23731	G	42	H	305	G	1126	5	3	0	1	1	0	0	0	0	0	0
01	001	237310	G	42	H	305	G	1126	5	3	0	1	1	0	0	0	0	0	0
01	001	2379	A	0	0	D	0	D	0	2	0	1	1	0	0	0	0	0	0
01	001	23799	A	0	0	D	0	D	0	2	0	1	1	0	0	0	0	0	0
01	001	237990	A	0	0	D	0	D	0	2	0	1	1	0	0	0	0	0	0
01	001	238	G	363	G	2145	G	9229	75	44	22	7	2	0	0	0	0	0	0
01	001	2381	B	5	0	H	514	H	2182	20	12	7	0	1	0	0	0	0	0
01	001	23811	H	37	G	234	G	981	9	5	4	0	0	0	0	0	0	0	0
01	001	238110	H	37	G	234	G	981	9	5	4	0	0	0	0	0	0	0	0
01	001	23812	A	0	0	D	0	D	0	1	1	0	0	0	0	0	0	0	0
01	001	238120	A	0	0	D	0	D	0	1	1	0	0	0	0	0	0	0	0
01	001	23813	A	0	0	D	0	D	0	2	2	0	0	0	0	0	0	0	0
01	001	238130	A	0	0	D	0	D	0	2	2	0	0	0	0	0	0	0	0
01	001	23814	G	17	G	53	G	273	5	3	2	0	0	0	0	0	0	0	0
01	001	238140	G	17	G	53	G	273	5	3	2	0	0	0	0	0	0	0	0
01	001	23816	B	0	0	D	0	D	0	2	0	1	0	1	0	0	0	0	0
01	001	238160	B	0	0	D	0	D	0	2	0	1	0	1	0	0	0	0	0
01	001	23817	A	0	0	D	0	D	0	1	1	0	0	0	0	0	0	0	0
01	001	238170	A	0	0	D	0	D	0	1	1	0	0	0	0	0	0	0	0
01	001	2382	G	135	G	832	G	3635	30	20	5	4	1	0	0	0	0	0	0
01	001	23821	G	65	G	430	G	1848	13	7	4	2	0	0	0	0	0	0	0
01	001	238210	G	65	G	430	G	1848	13	7	4	2	0	0	0	0	0	0	0
01	001	23822	G	67	G	386	G	1680	15	11	1	2	1	0	0	0	0	0	0
01	001	238220	G	67	G	386	G	1680	15	11	1	2	1	0	0	0	0	0	0
01	001	23829	A	0	0	D	0	D	0	2	2	0	0	0	0	0	0	0	0
01	001	238290	A	0	0	D	0	D	0	2	2	0	0	0	0	0	0	0	0
01	001	2383	G	108	G	601	G	2541	19	11	5	3	0	0	0	0	0	0	0
01	001	23831	A	0	0	D	0	D	0	2	2	1	1	0	0	0	0	0	0

Column Headings are in first row.
Data is displayed in Comma-Separated Values (csv) format.

County file only has establishment counts (fields beginning with "n") by employment size


```

"uscode","naics","empflag","emp_nf","emp","q1_nf","q1","ap_nf","ap","est","f1_4","e1_4nf","e1_4","q1_4nf","q1_4","a1_4nf","a1_4","n1_4","f5_9","e5_9nf","a
98"-----"G","120604265","G","1274971624","G","5026778232,7705018","G","7207612
98"11-----"G","172105","G","1276249","G","5564223,23643","H","24736","G","154025","G
98"1133///"G","64445","G","542855","G","2260414,10491","H","11486","G","73018","G","3
98"1131///"G","2632","H","33395","H","130317,450","G","462","G","5704","G","21347,308
98"113111/"G","2632","H","33395","H","130317,450","G","462","G","5704","G","21347,308
98"1132///"G","2216","H","21113","H","72517,231","G","215","H","1871","G","7012,120,
98"113211/"G","2216","H","21113","H","72517,231","G","215","H","1871","G","7012,120,
98"113210/"G","2216","H","21113","H","72517,231","G","215","H","1871","G","7012,120,
98"1133///"G","59597","G","488347","G","2057580,9810","H","10809","G","65443","G","32
98"113311/"G","59597","G","488347","G","2057580,9810","H","10809","G","65443","G","32
98"113310/"G","59597","G","488347","G","2057580,9810","H","10809","G","65443","G","32
98"114///"G","7147","G","82456","G","335987,2389","G","S","0","G","12446","G","88241,2
98"1141///"G","5302","G","69119","G","279282,2062","G","S","0","G","10768","G","80467,1
98"114111/"G","5302","G","69119","G","279282,2062","G","S","0","G","10768","G","80467,1
98"114110/"G","3159","G","54875","G","210605,1113","H","921","G","6496","G","52892,1015","G
98"114112/"G","2033","G","12830","G","63930,935","F","S","0","G","4250","G","27458,880","G
98"114119/"G","110","G","1414","G","4747,14","A","S","0","G","22","H","117,8","A","0","0","0
98"1142///"G","1845","G","13337","G","56705,327","G","316","G","1678","G","7774,243","G
98"114211/"G","1845","G","13337","G","56705,327","G","316","G","1678","G","7774,243","G
98"114210/"G","1845","G","13337","G","56705,327","G","316","G","1678","G","7774,243","G
98"115///"G","100513","G","650938","G","2967824,10765","H","11332","G","68561","G","401954,7543
98"1151///"G","66313","G","419548","G","1949192,4635","G","4297","G","29035","G","203567,2889
98"115111/"G","66313","G","419548","G","1949192,4635","G","4297","G","29035","G","203567,2889
98"115110/"G","2542","G","19754","G","91976,279","G","247","G","2036","G","12950,120","G
98"115112/"G","11340","G","79987","G","412545,2054","G","2178","G","13646","G","96658,1497","G
98"115113/"G","2316","G","13650","G","66504,311","H","337","G","1706","G","11488,227","H
98"115114/"G","35989","G","235065","G","1056249,1044","G","654","G","4248","G","33397,398","G
98"115115/"G","10500","G","38400","G","184489,430","H","315","G","2340","G","22736,265","H
98"115116/"G","3626","G","32692","G","137429,517","G","566","G","5059","G","26338,382","G
98"1152///"G","20460","G","132807","G","566941,4375","H","5278","G","25907","G","120269,3370
98"115211/"G","20460","G","132807","G","566941,4375","H","5278","G","25907","G","120269,3370
98"115210/"G","20460","G","132807","G","566941,4375","H","5278","G","25907","G","120269,3370
98"1153///"G","13740","G","98583","G","451691,1755","H","1757","G","13619","G","78118,1284
98"115311/"G","13740","G","98583","G","451691,1755","H","1757","G","13619","G","78118,1284
98"115310/"G","13740","G","98583","G","451691,1755","H","1757","G","13619","G","78118,1284
98"21-----"G","700887","G","9891476","G","40444016,26202","H","20441","G","199011","G
98"211///"G","141809","G","2487866","G","9604523,7542","H","7288","G","70369","G","389527,4471
98"211111/"G","141809","G","2487866","G","9604523,7542","H","7288","G","70369","G","389527,4471
98"211110/"G","141809","G","2487866","G","9604523,7542","H","7288","G","70369","G","389527,4471
98"211112/"G","133286","G","2317621","G","8987718,7221","H","7125","G","68172","G","380231,4388
98"212///"G","8523","G","170245","G","616805,321","G","163","G","2197","G","9296,83","H
98"2121///"G","218044","G","2880819","G","11918650,7008","G","4075","G","34839","G","199865,2217
98"212111/"G","79848","G","1267853","G","4991923,1066","G","412","G","4668","G","30325,236","G
98"212110/"G","79848","G","1267853","G","4991923,1066","G","412","G","4668","G","30325,236","G
98"212112/"G","38396","G","606780","G","2376655,569","G","237","G","2337","H","19398,140","G
98"212113/"G","39749","G","638877","G","2526942,419","H","121","H","1772","G","8372,67","G
98"212114/"G","1703","G","22196","G","88326,78","H","54","G","559","G","2555,29","H
98"2122///"G","34657","G","545418","G","2230298,318","G","191","G","3127","G","21382,136","H
98"212211/"G","5044","G","95806","G","378262,27","A","S","0","S","0","H","575,7","B","S
98"212210/"G","5044","G","95806","G","378262,27","A","S","0","S","0","H","575,7","B","S
98"212212/"G","12959","G","186824","G","776426,158","C","S","0","G","1840","H","12590,81
98"212221/"G","12276","G","179006","G","741958,148","H","103","G","1778","H","12395,77","H
98"212222/"G","683","G","7818","G","34468,10","A","D","0","D","0,4","A","D","0","D","0,1
98"212223/"G","12602","H","196531","H","783202,57","B","S","0","H","690","H","2241,17","G
98"212231/"G","2209","G","38766","G","161449,21","A","S","0","S","0","H","615,6","G
98"212234/"G","10393","H","157765","H","621753,36","A","S","0","S","0","H","1626,11","G
98"21229/"G","4052","G","66257","G","292408,76","G","41","H","436","G","5976,31","C
98"212291/"G","617","G","6843","G","39059,37","H","25","S","0","H","2134,16","B","S
98"212299/"G","3435","G","59414","G","253349,39","A","S","0","H","137","H","3842,15","H
98"2123///"G","103539","G","1067548","G","4696429,5624","G","3472","G","27044","G","148158,1845
98"212311/"G","55725","G","560513","G","2479266,2723","G","1370","G","10714","G","59888,748","G
98"212310/"G","4981","G","36555","G","176183,452","G","313","G","1706","G","12105,197","G
98"212312/"G","33567","G","339463","G","1500598,1414","G","639","G","5228","G","28247,328","G
98"212313/"G","8308","G","101453","G","413642,345","H","110","G","1000","G","5148,55","G
98"212319/"G","8869","G","83042","G","388843,512","G","308","G","2780","G","14388,168","G
98"21232/"G","38242","G","385663","G","1680475,2605","G","1898","G","14548","G","7724,982","G
98"212321/"G","9259","G","274148","G","1267436,2311","G","1744","G","13405","G","72127,911","G
98"212322/"G","S","0","H","45815","H","163335,156","H","91","H","616","H","3041,43","G
98"212324/"G","2796","G","37663","G","144016,34","A","D","0","D","0,1","A","D","0","D","0
98"212325/"G","2775","G","28037","G","105688,104","B","S","0","G","518","G","2510,27","H
98"21239/"G","9572","G","121372","G","536688,296","G","204","G","1782","G","10546,115","H

```

The U.S. file and state files also contain employment, first quarter payroll, and annual payroll by employment size.

County Business Patterns



Locating and Using the County Business Patterns in the American FactFinder

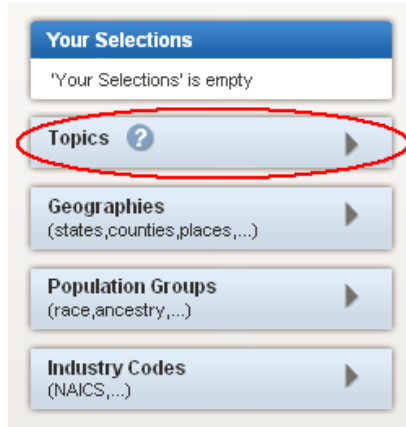
Finding Tables

County Business Patterns tables can be accessed directly at:

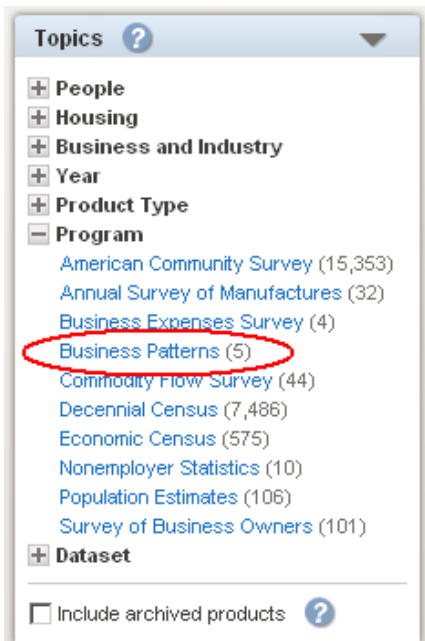
- http://factfinder2.census.gov/bkmk/navigation/1.0/en/d_program:BP

Alternatively, the tables can be accessed using the following path:

1. Go to <http://factfinder2.census.gov/>
2. Select “Topics” from the menu on the left.



3. Select “Program”, then “Business Patterns”.



4. The Search Results are now narrowed down to all Business Patterns tables.

Search Results: 1- 5 of 5 per page: 25

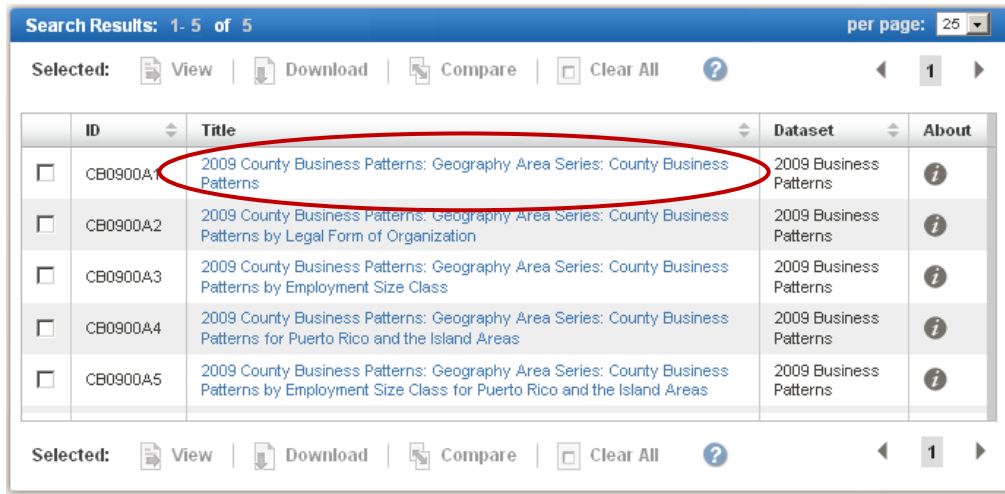
Selected: View | Download | Compare | Clear All ? ◀ 1 ▶

	ID	Title	Dataset	About
<input type="checkbox"/>	CB0900A1	2009 County Business Patterns: Geography Area Series: County Business Patterns	2009 Business Patterns	
<input type="checkbox"/>	CB0900A2	2009 County Business Patterns: Geography Area Series: County Business Patterns by Legal Form of Organization	2009 Business Patterns	
<input type="checkbox"/>	CB0900A3	2009 County Business Patterns: Geography Area Series: County Business Patterns by Employment Size Class	2009 Business Patterns	
<input type="checkbox"/>	CB0900A4	2009 County Business Patterns: Geography Area Series: County Business Patterns for Puerto Rico and the Island Areas	2009 Business Patterns	
<input type="checkbox"/>	CB0900A5	2009 County Business Patterns: Geography Area Series: County Business Patterns by Employment Size Class for Puerto Rico and the Island Areas	2009 Business Patterns	

Selected: View | Download | Compare | Clear All ? ◀ 1 ▶

Opening Tables

To open a table, simply click on the hyperlinked table title.



Search Results: 1-5 of 5 per page: 25

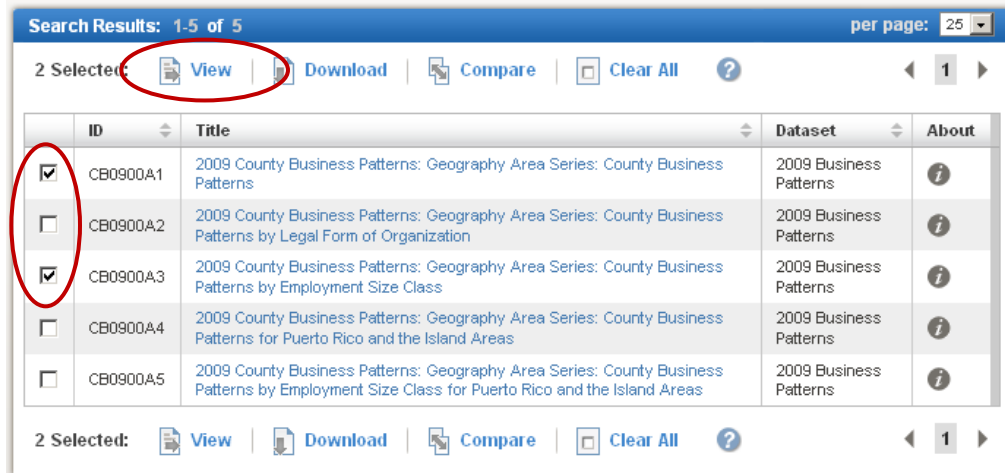
Selected: View Download Compare Clear All ?

	ID	Title	Dataset	About
<input type="checkbox"/>	CB0900A1	2009 County Business Patterns: Geography Area Series: County Business Patterns	2009 Business Patterns	i
<input type="checkbox"/>	CB0900A2	2009 County Business Patterns: Geography Area Series: County Business Patterns by Legal Form of Organization	2009 Business Patterns	i
<input type="checkbox"/>	CB0900A3	2009 County Business Patterns: Geography Area Series: County Business Patterns by Employment Size Class	2009 Business Patterns	i
<input type="checkbox"/>	CB0900A4	2009 County Business Patterns: Geography Area Series: County Business Patterns for Puerto Rico and the Island Areas	2009 Business Patterns	i
<input type="checkbox"/>	CB0900A5	2009 County Business Patterns: Geography Area Series: County Business Patterns by Employment Size Class for Puerto Rico and the Island Areas	2009 Business Patterns	i

Selected: View Download Compare Clear All ?

To open multiple tables:

1. Check off the checkboxes next to the tables you would like to view, then click the “View” button.



Search Results: 1-5 of 5 per page: 25

2 Selected: View Download Compare Clear All ?

	ID	Title	Dataset	About
<input checked="" type="checkbox"/>	CB0900A1	2009 County Business Patterns: Geography Area Series: County Business Patterns	2009 Business Patterns	i
<input type="checkbox"/>	CB0900A2	2009 County Business Patterns: Geography Area Series: County Business Patterns by Legal Form of Organization	2009 Business Patterns	i
<input checked="" type="checkbox"/>	CB0900A3	2009 County Business Patterns: Geography Area Series: County Business Patterns by Employment Size Class	2009 Business Patterns	i
<input type="checkbox"/>	CB0900A4	2009 County Business Patterns: Geography Area Series: County Business Patterns for Puerto Rico and the Island Areas	2009 Business Patterns	i
<input type="checkbox"/>	CB0900A5	2009 County Business Patterns: Geography Area Series: County Business Patterns by Employment Size Class for Puerto Rico and the Island Areas	2009 Business Patterns	i

2 Selected: View Download Compare Clear All ?

2. The first table opens. To view the next table, click the right-arrow on the top right corner.

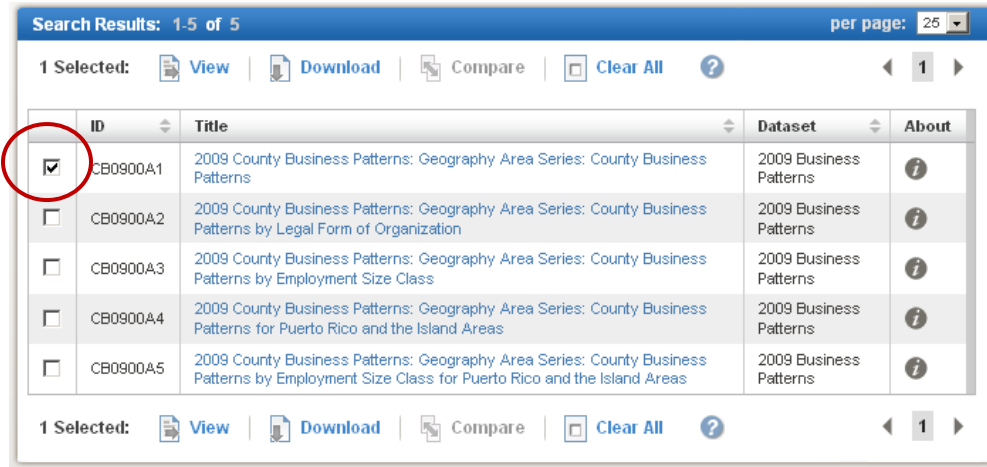


Adding Geographies to a Table

When no geographies are added to your selections, most tables open up by default with the highest level of geography in that table, typically the United States.

To add other geographies, such as states, counties, and metropolitan and micropolitan areas:

1. Check off the checkbox next to the table(s) you would like to view.



Search Results: 1-5 of 5 per page: 25

1 Selected: View Download Compare Clear All ?

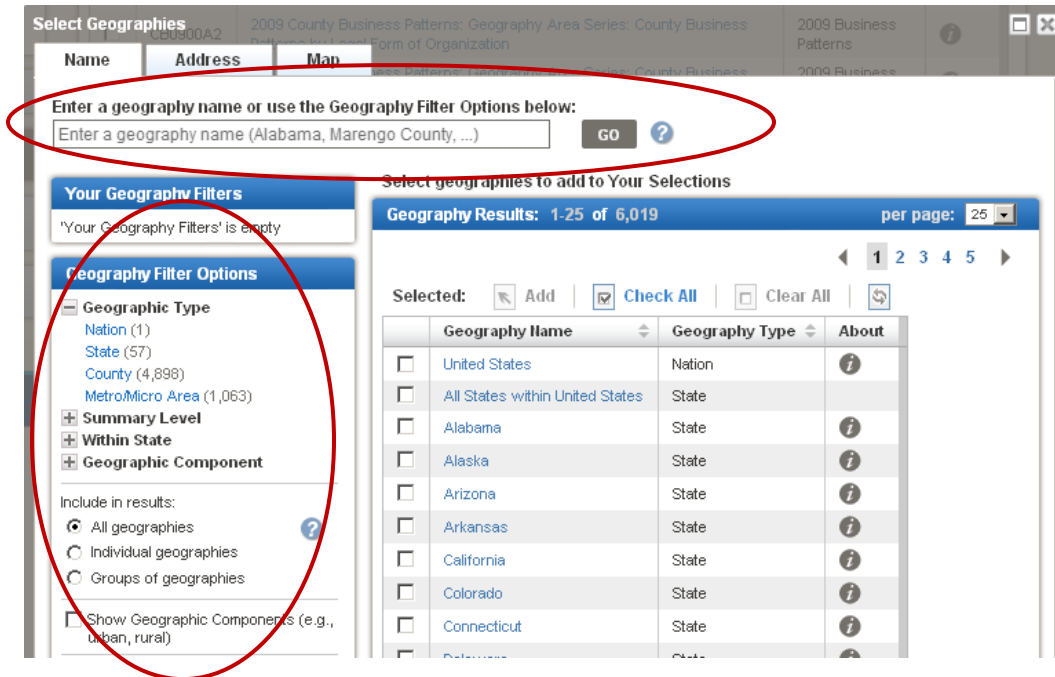
ID	Title	Dataset	About
<input checked="" type="checkbox"/>	CB0900A1 2009 County Business Patterns: Geography Area Series: County Business Patterns	2009 Business Patterns	i
<input type="checkbox"/>	CB0900A2 2009 County Business Patterns: Geography Area Series: County Business Patterns by Legal Form of Organization	2009 Business Patterns	i
<input type="checkbox"/>	CB0900A3 2009 County Business Patterns: Geography Area Series: County Business Patterns by Employment Size Class	2009 Business Patterns	i
<input type="checkbox"/>	CB0900A4 2009 County Business Patterns: Geography Area Series: County Business Patterns for Puerto Rico and the Island Areas	2009 Business Patterns	i
<input type="checkbox"/>	CB0900A5 2009 County Business Patterns: Geography Area Series: County Business Patterns by Employment Size Class for Puerto Rico and the Island Areas	2009 Business Patterns	i

1 Selected: View Download Compare Clear All ?

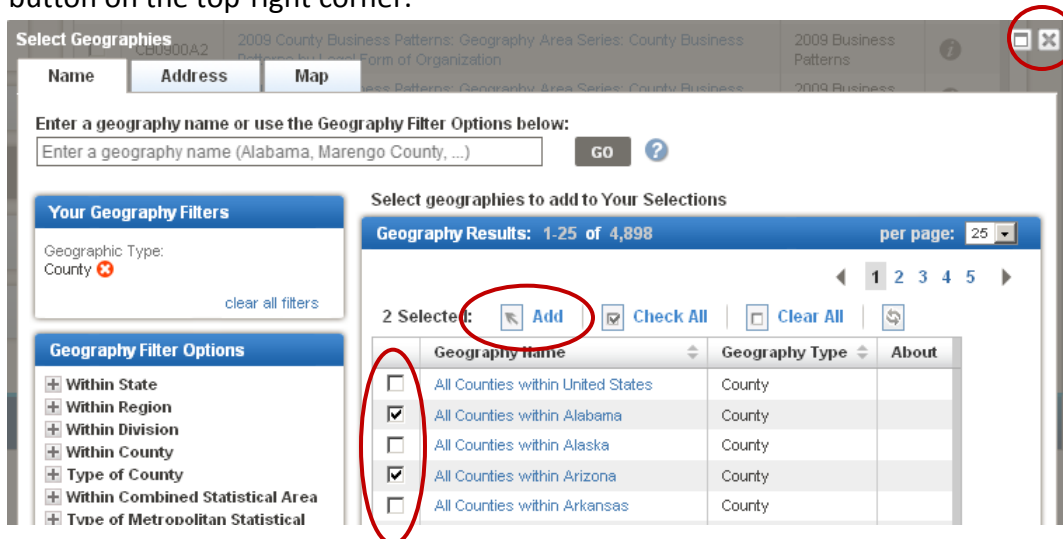
2. Select the “Geographies” button on the left-hand side.



- The “Select Geographies” menu displays. This menu contains all the geographies that are available for the table(s) you checked off. You can search for a geography by name using the search box, or use the “Geography Filter Options” to find geographies by their type or by state. The available geographies for your search or filter will show up in the “Geography Results” area.



- To add geographies to your table(s), check off the check boxes next to the geography names in the “Geography Results” area, and click the “Add” button. When you are done adding geographies, click the “X” button on the top-right corner.



5. Check off the table(s) you want to view, and click “View”.

Search Results: 1-1 of 1 per page: 25

1 Selected: **View** | Download | Compare | Clear All ?

	ID	Title	Dataset	About
<input checked="" type="checkbox"/>	CB0900A1	2009 County Business Patterns: Geography Area Series: County Business Patterns	2009 Business Patterns	<i>i</i>

1 Selected: View | Download | Compare | Clear All ?

6. The table(s) opens with your selected geographies.

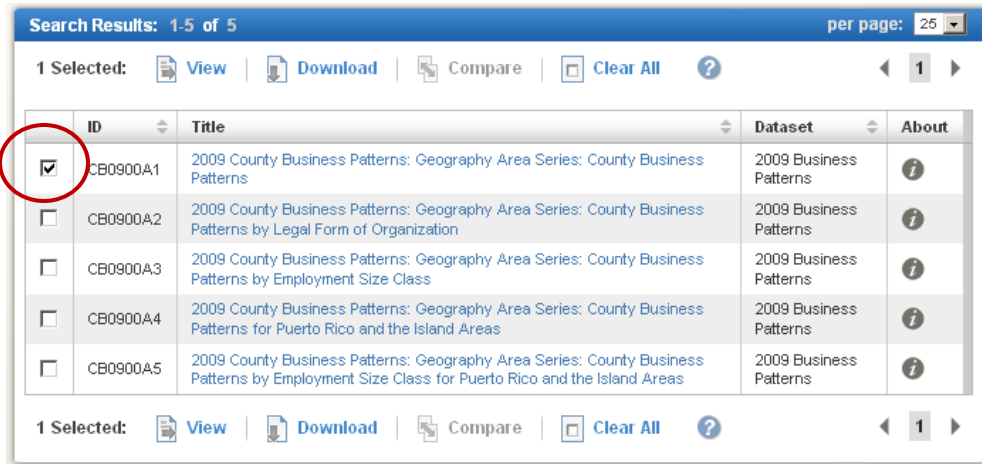
Geographic area name	2007 North American Industry Classification System (NAICS) code code	Meaning of 2007 North American Industry Classification System (NAICS) code code	Number of establishments	Number of paid employees for pay period including March 12	Noise range for paid employees for pay period including March 12 (%)	First-quarter payroll (\$1,000)	Noise range for first-quarter payroll (%)	Annual payroll (\$1,000)	Noise range for annual payroll (%)
Alabama		public administration)							
Autauga County, Alabama	00	Total for all sectors	877	10,628	G	66,731	G	270,567	G
Autauga County, Alabama	11	Agriculture, forestry, fishing and hunting	7	31	H	193	H	960	H
Autauga County, Alabama	21	Mining, quarrying, and oil and gas extraction	5	33	G	316	G	1,357	G
Autauga County, Alabama	22	Utilities	9	190	H	3,710	H	14,518	H
Autauga County, Alabama	23	Construction	96	525	H	4,252	G	16,681	G

Adding Industries to a Table

When no industries are added to your selections, most tables open up by default with the highest level of industries in that table, typically the sector or 2-digit North American Industry Classification System (NAICS) code level.

To add more industry detail:

1. Check off the checkbox next to the table(s) you would like to view.



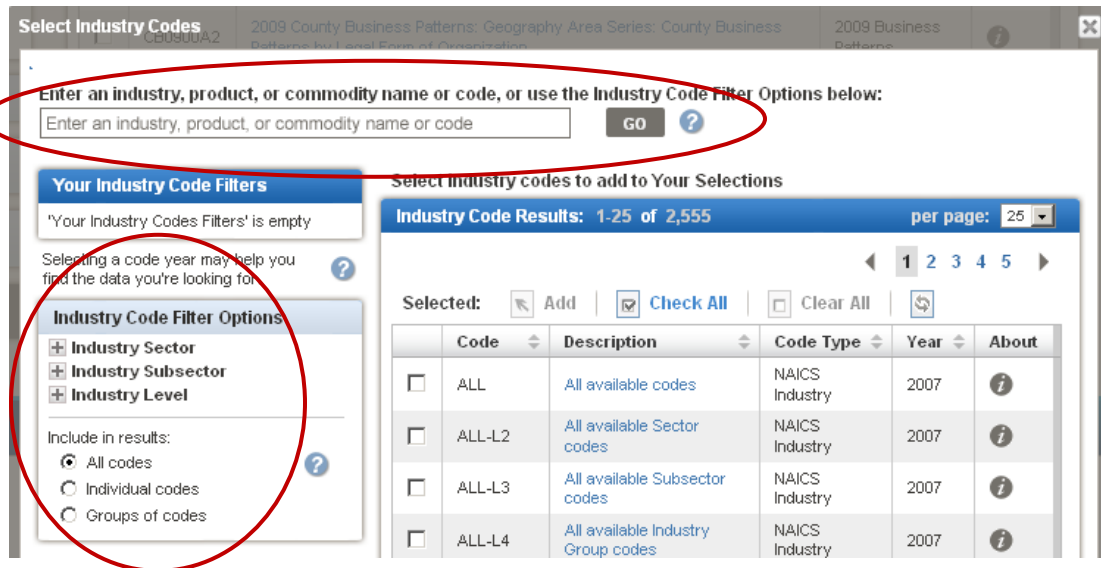
The screenshot shows a search results interface with a table of 5 items. The first item is selected, indicated by a red circle around its checkbox. The table has columns for ID, Title, Dataset, and About. Below the table are navigation controls including 'View', 'Download', 'Compare', and 'Clear All' buttons.

	ID	Title	Dataset	About
<input checked="" type="checkbox"/>	CB0900A1	2009 County Business Patterns: Geography Area Series: County Business Patterns	2009 Business Patterns	i
<input type="checkbox"/>	CB0900A2	2009 County Business Patterns: Geography Area Series: County Business Patterns by Legal Form of Organization	2009 Business Patterns	i
<input type="checkbox"/>	CB0900A3	2009 County Business Patterns: Geography Area Series: County Business Patterns by Employment Size Class	2009 Business Patterns	i
<input type="checkbox"/>	CB0900A4	2009 County Business Patterns: Geography Area Series: County Business Patterns for Puerto Rico and the Island Areas	2009 Business Patterns	i
<input type="checkbox"/>	CB0900A5	2009 County Business Patterns: Geography Area Series: County Business Patterns by Employment Size Class for Puerto Rico and the Island Areas	2009 Business Patterns	i

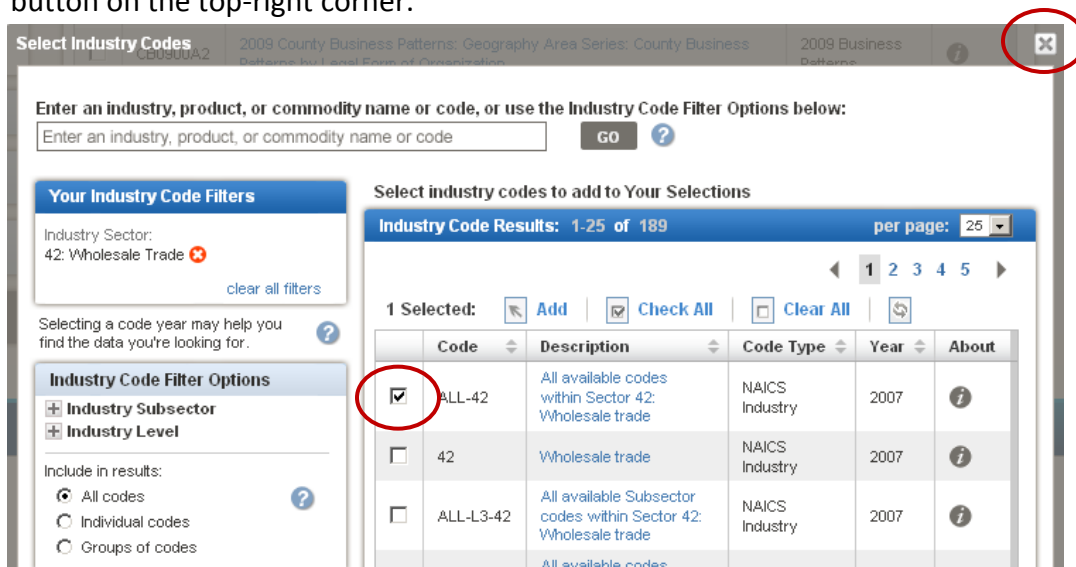
2. Select the “Industry Codes” button on the left-hand side.



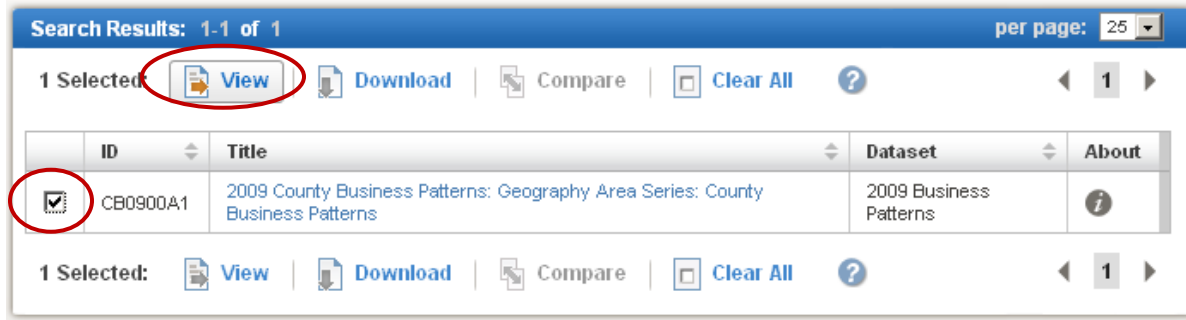
- The “Select Industry Codes” menu displays. This menu contains all the NAICS industries that are available for the table(s) you checked off. You can search for an industry by name using the search box, or use the “Industry Code Filter Options” to find industries by their sector or by their level in the NAICS hierarchy. The available industries for your search or filter will show up in the “Industry Code Results” area.



- To add industries to your table(s), check off the check boxes next to the industry names in the “Industry Code Results” area, and click the “Add” button. When you are done adding industries, click the “X” button on the top-right corner.



5. Check off the table(s) you want to view, and click “View”.



6. The table(s) opens with your selected industries.

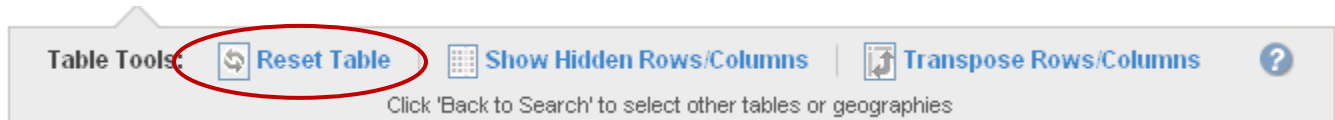
Geographic area name	2007 North American Industry Classification System (NAICS) code code	Meaning of 2007 North American Industry Classification System (NAICS) code code	Number of establishments	Number of paid employees for pay period including March 12	Noise range for paid employees for pay period including March 12 (%)	First-quarter payroll (\$1,000)	Noise range for first-quarter payroll (%)	Annual payroll (\$1,000)	Noise range for annual payroll (%)
United States	42	Wholesale trade	419,758	5,827,769	G	84,810,603	G	334,158,368	G
United States	423	Merchant wholesalers, durable goods	241,347	3,334,703	G	51,172,473	G	200,576,493	G
United States	4231	Motor vehicle and parts merchant wholesalers	24,882	362,348	G	4,141,455	G	16,599,797	G
United States	42311	Automobile and other motor vehicle merchant wholesalers	6,607	118,622	G	1,540,653	G	6,196,137	G
United States	423110	Automobile and other motor vehicle merchant wholesalers	6,607	118,622	G	1,540,653	G	6,196,137	G

Modifying a Table

Once you have opened a table, you are able to modify it several different ways. To begin modifying a table, click the “Modify Table” button.

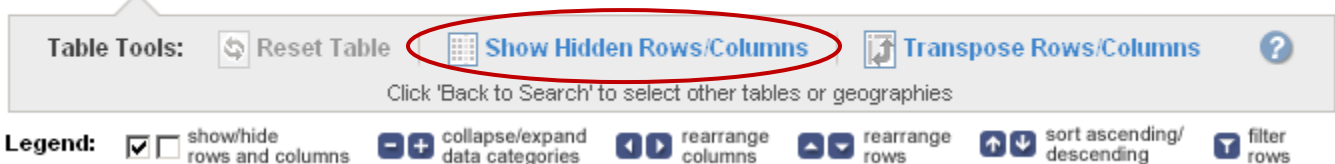


To return the table to its original state, click the “Reset Table” button.



Showing, Hiding, and Moving Columns

Most tables contain columns that are hidden from the default view. These columns typically contain geography and other control fields. To view these columns, click the “Show Hidden Rows/Columns” button.



To hide a particular column, uncheck the box beneath the column’s display label.

Geographic area name	2007 North American Industry Classification System (NAICS) code	Meaning of 2007 North American Industry Classification System (NAICS) code	Number of establishments
<input type="checkbox"/>	<input checked="" type="checkbox"/>	<input type="checkbox"/>	<input type="checkbox"/>

To move a column to the left or right, click the left or right arrows beneath the column’s display label.

Geographic area name	2007 North American Industry Classification System (NAICS) code	Meaning of 2007 North American Industry Classification System (NAICS) code	Number of establishments
<input type="checkbox"/>	<input checked="" type="checkbox"/>	<input type="checkbox"/>	<input type="checkbox"/>

Transpose Rows/Columns

In the new American FactFinder, you have the ability to transpose, or interchange the order of, rows and columns. To transpose rows and column, click the “Transpose Rows/Columns” button.



Sorting and Filtering Rows

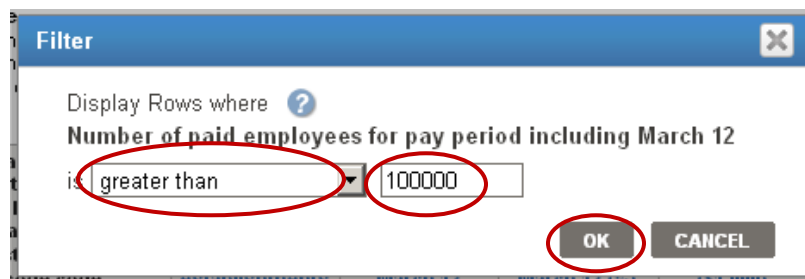
To sort rows in ascending or descending order, click the “up” (for ascending) or “down” (for descending) arrow beneath the column’s display label.



To filter rows based a data value, click the filter button beneath the column’s display label.



The “Filter” menu displays. Select an operator (e.g., “greater than”, “less than”), enter a value, and click “OK”.



The resulting table will now only have the rows that meet your filter’s criteria.

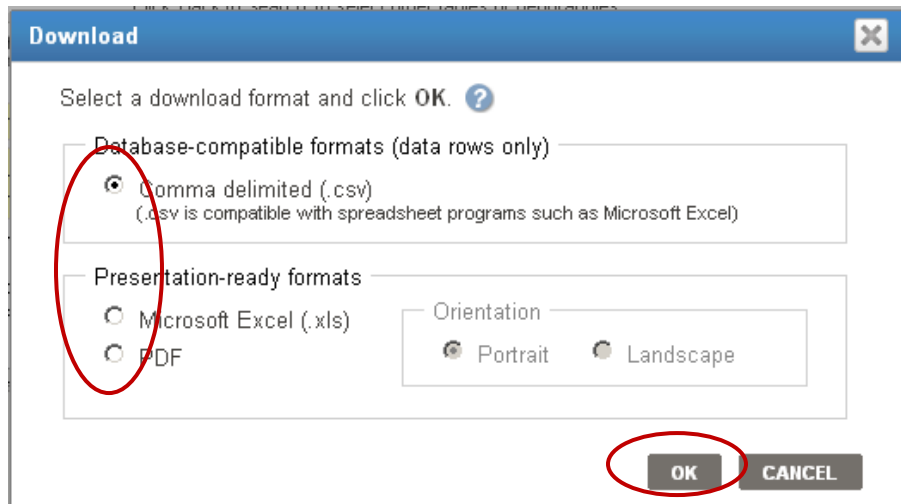
Downloading and Bookmarking Tables

Downloading

To download a table, click the “Download” button.



The “Download” menu appears. Select database-compatible (.csv) format, or presentation-ready formats (.xls or .pdf) and click “OK”.



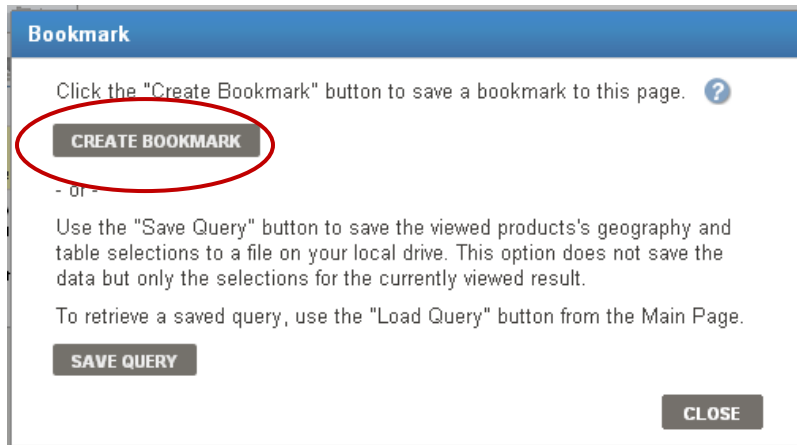
The table can now be used off-line and opened in spreadsheet, database, or PDF-viewing software.

Bookmarking

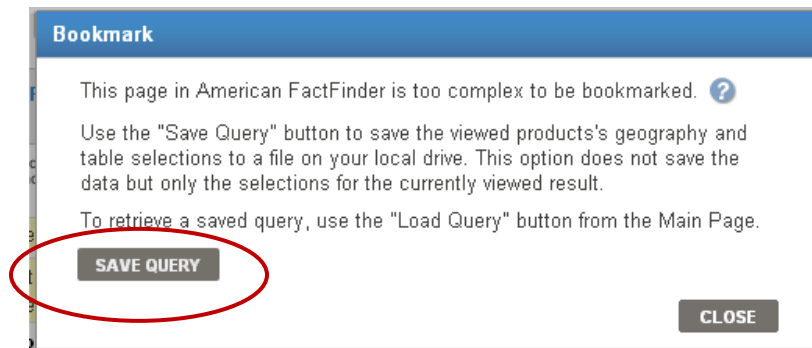
To bookmark a table, click the "Bookmark" button.



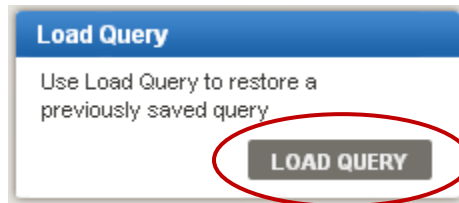
If the table has not been modified and contains a limited number of geographies and/or industries, you can create a bookmark by saving it into your browser's bookmarks.



If the table has been modified or contains too many geographies and/or industries, you will need to save a query file onto your computer.



The query file maintains all your selections and modifications for the table. To retrieve the table, you can upload the query file by clicking the "Load Query" button on the left-hand side of <http://factfinder2.census.gov>.



Definitions and Related Text

Definitions

To see the definition of a column, NAICS description, or symbol, click on the hyperlinked text.

Meaning of 2007 North American Industry Classification System (NAICS) code code	Number of establishments	Number of paid employees for pay period including March 12	Noise range for paid employees for pay period including March 12 (%)	First-quarter payroll (\$1,000)
Total for all sectors	7,433,465	114,509,626	G	1,227,571,160
Agriculture, forestry, fishing and hunting	21,679	153,829	G	1,167,043
Mining, quarrying, and oil and gas extraction	26,897	604,653	G	11,345,323
Utilities	17,312	641,552	G	15,918,776
Construction	712,977	5,967,128	G	66,883,872
Manufacturing	308,934	11,632,956	G	138,779,079
Wholesale trade	419,758	5,827,769	G	84,810,603
Retail trade	1,076,645	14,802,767	G	85,877,446
Transportation and warehousing	210,088	4,159,604	G	40,637,020
Information	135,726	3,288,109	G	59,688,942

The definition appears. If there is more information about the item, a “more >>” link will also appear.

Meaning of 2007 North American Industry Classification System (NAICS) code code	Number of establishments	Number of paid employees for pay period including March 12	Noise range for paid employees for pay period including March 12 (%)	First-quarter payroll (\$1,000)
Total for all sectors	7,433,465	114,509,626	G	1,227,571,160
Agriculture, forestry, fishing and hunting	21,679	153,829	G	1,167,043
Mining, quarrying, oil and gas extraction				
Utilities				
Construction				
Manufacturing				
Wholesale trade				
Retail trade				
Transportation and warehousing				
Information				

Total for all sectors

This NAICS code reflects the sum of all the economic activity for all sectors published in the 2007 Economic Census of Island Areas, the 2007 Survey of Business Owners, and the 2007 Nonemployer Statistics report. (Note that this total is not published as part of the 2007 Economic Census.) The defin...

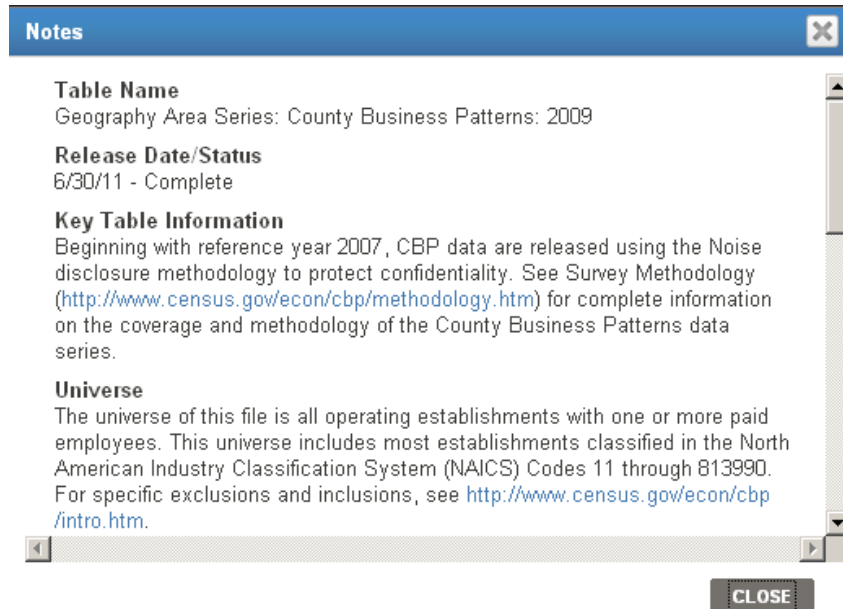
[more >>](#)

File Abstract

To find the file abstract of the table, which contains information about universe, geography/industry coverage, and other important information specific to table, click the “View Table Notes” button.


 View Table Notes

The file abstract appears.



Methodology and Other Program Information

For information on methodology, geography, industry classification, and the County Business Patterns program itself, click the “i” button next to the table title.

2009 County Business Patterns: Geography Area Series: County Business Patterns 
2009 Business Patterns

The text browser pop-up window appears. Use the links to access the other text for the program.



Further Help

Help with County Business Patterns data

- Phone: (301)763-2580
- E-mail: epcd.county.business.patterns@census.gov

Help with American FactFinder (economic data only)

- Phone: (301)763-9560
- E-mail: epcd.dissemination@census.gov

Help with American FactFinder (demographic and other data)

- Phone: (301)763-INFO(4636)
- E-mail: factfinder@census.gov

Related Links:

- American FactFinder: <http://factfinder.census.gov/>
- County Business Patterns: <http://www.census.gov/econ/cbp/>
- Nonemployer Statistics: <http://www.census.gov/econ/nonemployer/>
- 2007 Economic Census: <http://www.census.gov/econ/census07/>
- Census Bureau Economic Statistics: <http://www.census.gov/econ/>